

LA MANCHA

EcoDesign

PANADERO

MEASURES

DIMENSIONS H x W x D	1000x810x550 mm
GROSS/NET WEIGHT	134/126 kg
FIREWOOD ENTRANCE	600x370 mm
SMOKE FLUE	Ø 150-153 mm Vertical

CHARACTERISTICS

CAST IRON GRILL AND DOOR	
NOMINAL HEAT OUTPUT	9,8 kW
EFFICIENCY	80,7 %
CO EMISSIONS	0,10 %
HEAT RESISTANT PAINT	800°C
CERAMIC GLASS HEAT RESISTANCE	750°C

EAN 8426964188042

REF. PANADERO 18804

PRODUCT PLUS

ECODESIGN



WOOD LOGS 60 CM



HEATING VOLUME



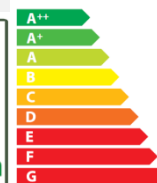
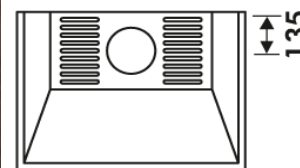
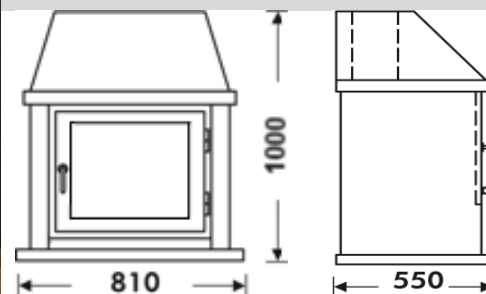
CLEAN GLASS SYSTEM



TRIPLE COMBUSTION



DOUBLE STEEL BODY
4 + 2 MM



BImSchV2

Art. 15a B-VG



flamme
VERTE

Le label
du chauffage
au bois

